



AT-010

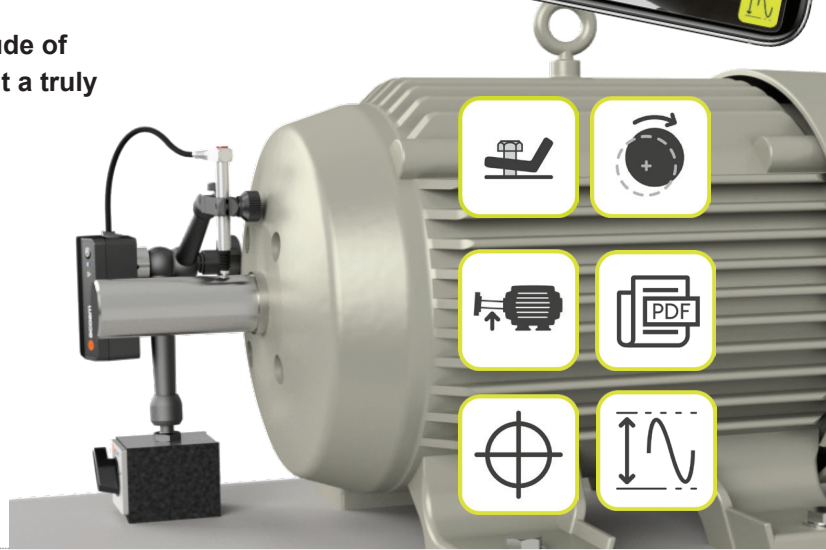
Pre-alignment tool

- is a smart app based displacement probe for safe and reliable measurement all pre-alignment checks. The multitude of

applications made possible with the AT-010, makes it a truly versatile maintenance tool.

Smart App based Probe for all necessary pre-alignment checks


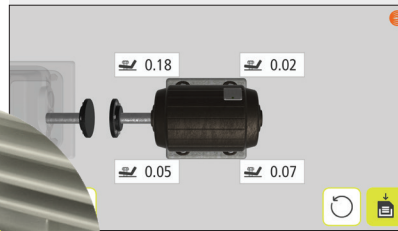

- Wireless connected remote display
- Axial and radial runout checks on flanges
- Checking movements on machine feet (soft foot)
- Checking bearing clearances
- Checking movements caused by pipe strain
- Thermal growth measurements on machine casings
- Eccentric or skewed mounting of coupling hubs
- Checking for bent shafts



SoftCheck

Eliminating soft foot is crucial to achieve precision alignment.

- Measure the actual movement on each foot
- Clear on-screen guidance to achieve perfect results
- Results are saved for later review and report



Adjustable Probe Tip


- flexible probe tip that can be adjusted for use on machines with space restrictions around the foot during SoftCheck.



Bearing Clearance


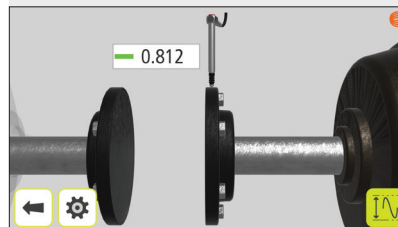
Correct bearing clearance is important to achieve good alignment results

- Checks for excessive bearing clearance radially and axially
- Detects bearing wear
- Results saved to report



Run-Out

Bent shafts, skewed or eccentric mounting of coupling hubs can cause harmful vibrations. Check runout on shafts and couplings with just one rotation. Onscreen setup and measuring guidance. Results saved to report




acoem



PDF

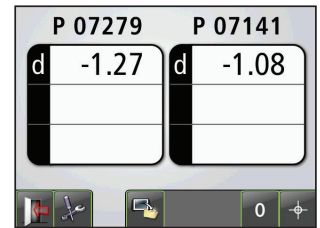
Creates a detailed report of the saved measurements. Add selected measurements to the report. Add photos to clarify setup or other observations. Send PDF report directly from your device



Sensor Display

Your digital dial indicator

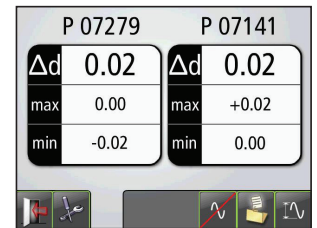
- Measures and records relative movement
- Record thermal growth measurement or pipe strain movements
- Two sensors can be used simultaneously



Max-Min

Function to measure displacement of an object to a rotational center

- Measures run-out on shaft or hub radially and axially
- Two sensors can be connected, i.e. for simultaneously measuring radial and axial movements
- Results are automatically recorded during rotation



AT-010 In the case

- 1 LVDT sensor, 1 Magnet Nd 25x12 M8 Zn,
- 1 power supply, 1 USB cable A-Micro,
- 1 sensor stand (without magnet base, optional)
- 1 adjustable probe tip



Magnetic mounting of battery casing

Cable 400 mm

Precision adjustment

Quick lock

Knob for progressive locking

3-joint articulated arm

Magnetic base (optional)



Technical Specification

Weight (incl. all standard parts): 0,73 kg (1,61 lbs)

Housing, material:	ABS Plastic
Operating temperature:	0 to 40°C (32 to 104 °F)
Weight:	142 g (5,01 oz)
Battery unit dimensions:	44 mm x 91 mm x 33 mm (1.7" x 3.6" x 1.3")
Cable length:	400 mm (15,7")
Enclosure protection class:	IP 65
Measuring force:	0,70 N ± 25%
Repeatability:	0,15 µm
Measurement accuracy:	±MAX(5+ 2*K ; 7*K) µm
Diameter, measuring tip:	Ø 3 mm (0,12")
Thermal drift:	0,25 µm/°C
Communication range:	10 m (33 ft)
Operating time:	11 hours of continuous operation
Measuring range:	+/- 2,5 mm



ACOEM AB - P.O. Box 7 SE - 431 21 Mölndal - SWEDEN
Tel: +46 31 706 28 00
info.se@acoem.com - www.fixturlaser.com / www.acoem.com